

# Geek Alphabet Blanket



Project Created by Alex Mikkelborg, Yarn Geek Makes  
[www.yarngeekmakes.com/geek-alphabet-blanket-make-along](http://www.yarngeekmakes.com/geek-alphabet-blanket-make-along)

### **Recommended Tools:**

- Size 8 (5mm) straight knitting needles, 10" long
- Size 8 (5mm) double-point needles (x2), 7.5" long or longer
- Scissors
- Yarn needle
- Size H/5mm crochet hook (optional if you're knitting these patterns, but helpful for if/when you drop stitches, also recommended if you are crocheting these patterns)
- Locking stitch marker (optional, but helpful for determining right/wrong side)

*Note: You can opt to use larger or smaller needles as you see fit. When in doubt, always check your yarn's label.*

### **Recommended Stitch:**

- Double-knitting

[Click here](#) for some video tutorials on how to double-knit. There are lots of other great double-knitting tutorials available on the internet—please search for others if you are not satisfied with mine!

### **Using an Alternate Stitch:**

If you plan on crocheting this blanket, I recommend using simple single crochet as your stitch. This will help make sure your blanket comes out to a similar size as my double-knit version.

*Note: In double-knit, the graphs come out looking a little squished from top to bottom. You can block the squares to make them more rectangular, which helps with the design, but I don't think this "squishiness" is super noticeable. Single crochet is taller than it is wide, so your single crochet squares will be more rectangular than square.*

## **Recommended Yarn:**

I recommend using Stylecraft Special DK yarn for this project, but you can really use any DK-weight yarn of your choice. Below is a list of all of the skeins of yarn I purchased for this project.

*Note: the amounts listed here are purely estimates. I rounded up for these yarn amounts—you may have leftovers of some colors, so feel free to order less if you want as a starting point. The list below adds up to 31 skeins.*

- 1 skein of Aster
- 3 skeins of Black
- 1 skein of Bright Green
- 1 skein of Burgundy
- 1 skein of Claret
- 2 skeins of Gold
- 2 skeins of Grass Green
- 1 skein of Grey
- 1 skein of Lavender
- 2 skeins of Lipstick
- 1 skein of Lobelia
- 1 skein of Meadow
- 1 skein of Midnight
- 3 skeins of Mustard
- 2 skeins of Royal
- 2 skeins of Silver
- 1 skein of Sunshine
- 2 skeins of Tomato
- 3 skeins of White

The rest of the pages of this PDF contain each of the individual charts that make up this entire project. For your convenience, I have listed on each chart page the colors of yarn you'll need for the detail color and the background color for each square.


## **Center “GEEK” Panel Update (12/4/19):**

I have not yet designed the center “GEEK” panel that fits into the middle of this blanket. Once that is designed and I have determined the amount of yarn needed for that, I will update this section of the PDF.

# A for Avengers

US Size 8 (5mm) Straight Needles

Stylecraft Special DK yarn in colors Lipstick (detail) and White (background)



Charts Created by Alex Mikkelsen, Yarn Geek Makes, 2019


Chart Size: 35 (w) x 50 (h)

[www.yarngeekmakes.com/geek-alphabet-blanket-make-along](http://www.yarngeekmakes.com/geek-alphabet-blanket-make-along)

# B for Borg

US Size 8 (5mm) Straight Needles

Stylecraft Special DK yarn in colors Grass Green (detail) and Silver (background)



Charts Created by Alex Mikkelsen, Yarn Geek Makes, 2019


Chart Size: 35 (w) x 50 (h)

[www.yarngeekmakes.com/geek-alphabet-blanket-make-along](http://www.yarngeekmakes.com/geek-alphabet-blanket-make-along)

# C for The Crown

US Size 8 (5mm) Straight Needles

Stylecraft Special DK yarn in colors Mustard (detail) and Royal (background)



Charts Created by Alex Mikkelsen, Yarn Geek Makes, 2019


Chart Size: 35 (w) x 50 (h)

[www.yarngeekmakes.com/geek-alphabet-blanket-make-along](http://www.yarngeekmakes.com/geek-alphabet-blanket-make-along)

# D for Dalek

US Size 8 (5mm) Straight Needles

Stylecraft Special DK yarn in colors Black (detail) and Gold (background)



Charts Created by Alex Mikkelsen, Yarn Geek Makes, 2019


Chart Size: 35 (w) x 50 (h)

[www.yarngeekmakes.com/geek-alphabet-blanket-make-along](http://www.yarngeekmakes.com/geek-alphabet-blanket-make-along)

# E for Excalibur

US Size 8 (5mm) Straight Needles

Stylecraft Special DK yarn in colors Silver (detail) and Claret (background)



Charts Created by Alex Mikkelsen, Yarn Geek Makes, 2019

Chart Size: 35 (w) x 50 (h)


[www.yarngeekmakes.com/geek-alphabet-blanket-make-along](http://www.yarngeekmakes.com/geek-alphabet-blanket-make-along)



# F for FRIENDS

US Size 8 (5mm) Straight Needles

Stylecraft Special DK yarn in colors Mustard (detail) and Lavender (background)



Charts Created by Alex Mikkelsen, Yarn Geek Makes, 2019


Chart Size: 35 (w) x 50 (h)

[www.yarngeekmakes.com/geek-alphabet-blanket-make-along](http://www.yarngeekmakes.com/geek-alphabet-blanket-make-along)

# G for Gondor

US Size 8 (5mm) Straight Needles

Stylecraft Special DK yarn in colors White (detail) and Meadow (background)



Charts Created by Alex Mikkelsen, Yarn Geek Makes, 2019


Chart Size: 35 (w) x 50 (h)

[www.yarngeekmakes.com/geek-alphabet-blanket-make-along](http://www.yarngeekmakes.com/geek-alphabet-blanket-make-along)

# H for Harry Potter

US Size 8 (5mm) Straight Needles

Stylecraft Special DK yarn in colors Gold (detail) and Burgundy (background)



Charts Created by Alex Mikkelsen, Yarn Geek Makes, 2019


Chart Size: 35 (w) x 50 (h)

[www.yarngeekmakes.com/geek-alphabet-blanket-make-along](http://www.yarngeekmakes.com/geek-alphabet-blanket-make-along)

# I for Impala

US Size 8 (5mm) Straight Needles

Stylecraft Special DK yarn in colors White (detail) and Black (background)



Charts Created by Alex Mikkelsen, Yarn Geek Makes, 2019


Chart Size: 35 (w) x 50 (h)

[www.yarngeekmakes.com/geek-alphabet-blanket-make-along](http://www.yarngeekmakes.com/geek-alphabet-blanket-make-along)

# J for Jurassic Park

US Size 8 (5mm) Straight Needles

Stylecraft Special DK yarn in colors Black (detail) and Mustard (background)



Charts Created by Alex Mikkelsen, Yarn Geek Makes, 2019


Chart Size: 35 (w) x 50 (h)

[www.yarngeekmakes.com/geek-alphabet-blanket-make-along](http://www.yarngeekmakes.com/geek-alphabet-blanket-make-along)

# K for Klingon

US Size 8 (5mm) Straight Needles

Stylecraft Special DK yarn in colors Lipstick (detail) and Black (background)



Charts Created by Alex Mikkelsen, Yarn Geek Makes, 2019


Chart Size: 35 (w) x 50 (h)

[www.yarngeekmakes.com/geek-alphabet-blanket-make-along](http://www.yarngeekmakes.com/geek-alphabet-blanket-make-along)

# L for Lightsabers

US Size 8 (5mm) Straight Needles

Stylecraft Special DK yarn in colors Grey (detail) and Grass Green (background)



Charts Created by Alex Mikkelsen, Yarn Geek Makes, 2019


Chart Size: 35 (w) x 50 (h)

[www.yarngeekmakes.com/geek-alphabet-blanket-make-along](http://www.yarngeekmakes.com/geek-alphabet-blanket-make-along)

# M for Mockingjay

US Size 8 (5mm) Straight Needles

Stylecraft Special DK yarn in colors Sunshine (detail) and Aster (background)



Charts Created by Alex Mikkelsen, Yarn Geek Makes, 2019

Chart Size: 35 (w) x 50 (h)


[www.yarngeekmakes.com/geek-alphabet-blanket-make-along](http://www.yarngeekmakes.com/geek-alphabet-blanket-make-along)



# N for [Knights Who Say] "Ni!"

US Size 8 (5mm) Straight Needles

Stylecraft Special DK yarn in colors Meadow (detail) and Mustard (background)



Charts Created by Alex Mikkelsen, Yarn Geek Makes, 2019


Chart Size: 35 (w) x 50 (h)

[www.yarngeekmakes.com/geek-alphabet-blanket-make-along](http://www.yarngeekmakes.com/geek-alphabet-blanket-make-along)

# O for Oceanic Airlines

US Size 8 (5mm) Straight Needles

Stylecraft Special DK yarn in colors Lobelia (detail) and White (background)



Charts Created by Alex Mikkelsen, Yarn Geek Makes, 2019


Chart Size: 35 (w) x 50 (h)

[www.yarngeekmakes.com/geek-alphabet-blanket-make-along](http://www.yarngeekmakes.com/geek-alphabet-blanket-make-along)

# P for Planet Express

US Size 8 (5mm) Straight Needles

Stylecraft Special DK yarn in colors Tomato (detail) and Bright Green (background)



Charts Created by Alex Mikkellborg, Yarn Geek Makes, 2019

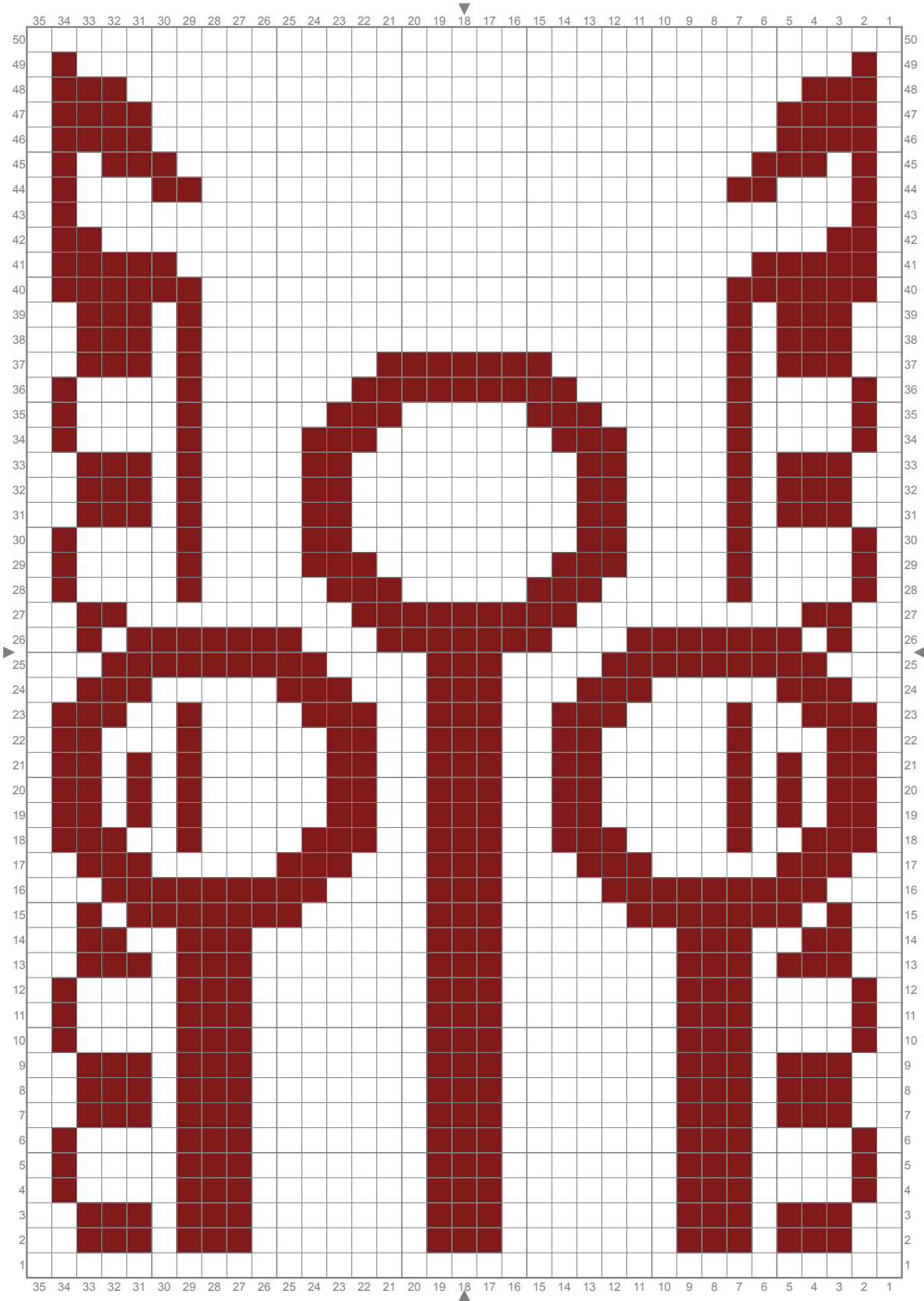
Chart Size: 35 (w) x 50 (h)

[www.yarngeekmakes.com/geek-alphabet-blanket-make-along](http://www.yarngeekmakes.com/geek-alphabet-blanket-make-along)

# Q for Quidditch

US Size 8 (5mm) Straight Needles

Stylecraft Special DK yarn in colors Claret (detail) and Gold (background)



Charts Created by Alex Mikkelsen, Yarn Geek Makes, 2019


Chart Size: 35 (w) x 50 (h)

[www.yarngeekmakes.com/geek-alphabet-blanket-make-along](http://www.yarngeekmakes.com/geek-alphabet-blanket-make-along)

# R for [Fellowship of the] Ring

US Size 8 (5mm) Straight Needles

Stylecraft Special DK yarn in colors Mustard (detail) and Meadow (background)



Charts Created by Alex Mikkelsen, Yarn Geek Makes, 2019


Chart Size: 35 (w) x 50 (h)

[www.yarngeekmakes.com/geek-alphabet-blanket-make-along](http://www.yarngeekmakes.com/geek-alphabet-blanket-make-along)

# S for Serenity

US Size 8 (5mm) Straight Needles

Stylecraft Special DK yarn in colors Silver (detail) and Burgundy (background)



Charts Created by Alex Mikkelsen, Yarn Geek Makes, 2019


Chart Size: 35 (w) x 50 (h)

[www.yarngeekmakes.com/geek-alphabet-blanket-make-along](http://www.yarngeekmakes.com/geek-alphabet-blanket-make-along)

# T for Tardis

US Size 8 (5mm) Straight Needles

Stylecraft Special DK yarn in colors White (detail) and Royal (background)



Charts Created by Alex Mikkelsen, Yarn Geek Makes, 2019


Chart Size: 35 (w) x 50 (h)

[www.yarngeekmakes.com/geek-alphabet-blanket-make-along](http://www.yarngeekmakes.com/geek-alphabet-blanket-make-along)

# U for USS Enterprise

US Size 8 (5mm) Straight Needles

Stylecraft Special DK yarn in colors Silver (detail) and Midnight (background)



Charts Created by Alex Mikkelsen, Yarn Geek Makes, 2019

Chart Size: 35 (w) x 50 (h)


[www.yarngeekmakes.com/geek-alphabet-blanket-make-along](http://www.yarngeekmakes.com/geek-alphabet-blanket-make-along)



# V for Vader

US Size 8 (5mm) Straight Needles

Stylecraft Special DK yarn in colors Black (detail) and Grey (background)



Charts Created by Alex Mikkelsen, Yarn Geek Makes, 2019


Chart Size: 35 (w) x 50 (h)

[www.yarngeekmakes.com/geek-alphabet-blanket-make-along](http://www.yarngeekmakes.com/geek-alphabet-blanket-make-along)

# W for White Walker Spirals

US Size 8 (5mm) Straight Needles

Stylecraft Special DK yarn in colors Silver (detail) and Royal (background)



Charts Created by Alex Mikkilborg, Yarn Geek Makes, 2019


Chart Size: 35 (w) x 50 (h)

[www.yarngeekmakes.com/geek-alphabet-blanket-make-along](http://www.yarngeekmakes.com/geek-alphabet-blanket-make-along)

# X for X-Men

US Size 8 (5mm) Straight Needles

Stylecraft Special DK yarn in colors Lipstick (detail) and Black (background)



Charts Created by Alex Mikkelsen, Yarn Geek Makes, 2019


Chart Size: 35 (w) x 50 (h)

[www.yarngeekmakes.com/geek-alphabet-blanket-make-along](http://www.yarngeekmakes.com/geek-alphabet-blanket-make-along)

# Y for Yoshi

US Size 8 (5mm) Straight Needles

Stylecraft Special DK yarn in colors Grass Green (detail) and White (background)



Charts Created by Alex Mikkeltorg, Yarn Geek Makes, 2019


Chart Size: 35 (w) x 50 (h)

[www.yarngeekmakes.com/geek-alphabet-blanket-make-along](http://www.yarngeekmakes.com/geek-alphabet-blanket-make-along)

# Z for Zoidberg

US Size 8 (5mm) Straight Needles

Stylecraft Special DK yarn in colors Bright Green (detail) and Tomato (background)



Charts Created by Alex Mikkelsen, Yarn Geek Makes, 2019

Chart Size: 35 (w) x 50 (h)

[www.yarngeekmakes.com/geek-alphabet-blanket-make-along](http://www.yarngeekmakes.com/geek-alphabet-blanket-make-along)